

# Installing 1999–2007 Ford Taurus and Mercury Sable Liquid Line: 4811269

gpd.

## TOOLS NEEDED


19mm Wrench

22mm Wrench

Mineral Oil (8011234) \*

Always Use Eye Protection!



\*Mineral oil not to be used in compressor!



1. Locate female nut and male threaded fitting ends of the hoses.


Male end with o-ring

Female end with inline orifice tube (3411250)



2. Remove plastic covers. Female end of 4811269 will have an orifice tube (3411250) in line. The male end will have an o-ring. Lubricate o-ring with mineral oil (8011234).

3. Press male and female ends together, and hand tighten nut onto thread.



4. Tighten with wrench (19mm & 22mm) to approximately 16.2 ft/lbs. (24nm).



Global Parts Distributors, LLC

# TECH TIP

#71

gpdtechtips.com

Manufacturer names, logos and part numbers are for reference only. All prices, taxes and availability are subject to change without notice. This document and any files transmitted with it are confidential and intended solely for the use of the individual or entity to which they are addressed. If you have received this document in error, please delete it immediately. Note that any views or opinions presented in this document are solely those of the author. Any unauthorized review, use, disclosure, or distribution is prohibited. Global Parts Distributors, LLC (gpd) accepts no liability for any damage caused by any virus or other means transmitted by this document. © Global Parts Distributors, LLC (gpd)