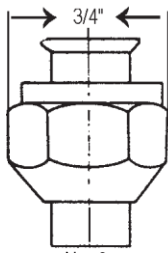


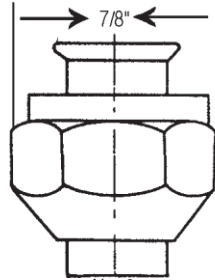
# A/C Hose Fittings Thread Size Chart

## ALL FITTINGS ACTUAL SIZE (#14, #16 not shown)

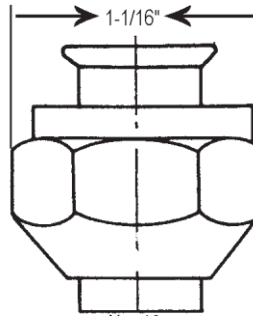
### FEMALE FLARE (no o-ring used)



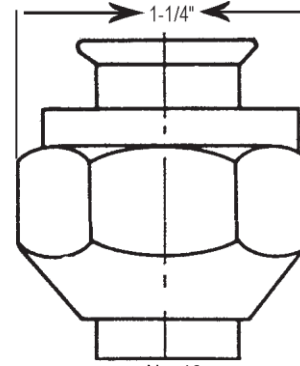
No. 6  
5/8" - 18 Thread



No. 8  
3/4" - 16 Thread

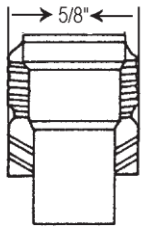


No. 10  
7/8" - 14 Thread

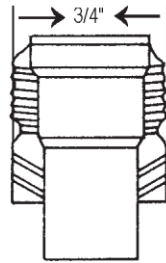


No. 12  
1 - 1/16" - 14 Thread

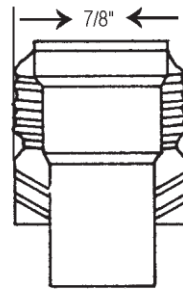
### MALE INSERT O-RING (o-ring located on inside)



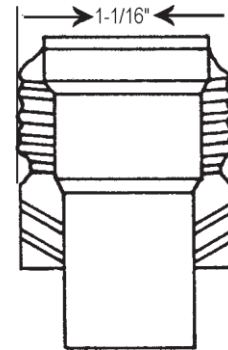
No. 6  
5/8" - 18 Thread



No. 8  
3/4" - 16 Thread

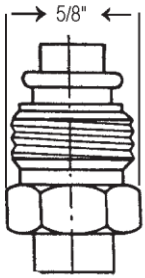


No. 10  
7/8" - 14 Thread

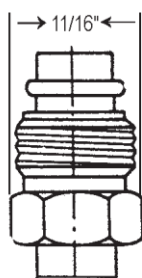


No. 12  
1 - 1/16" - 14 Thread

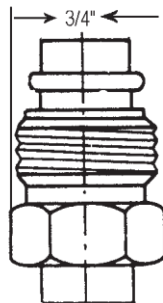
### MALE O-RING (o-ring located on outside)



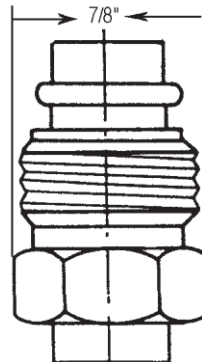
No. 6  
5/8" - 18 Thread




No. 7  
SPECIAL GM/IHC  
DRYER FITTING  
11/16" - 16 Threads



No. 8  
3/4" - 18 Thread

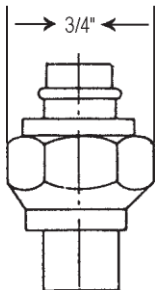


No. 10  
7/8" - 18 Thread

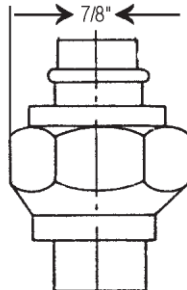


No. 12  
1 - 1/16" - 16 Thread

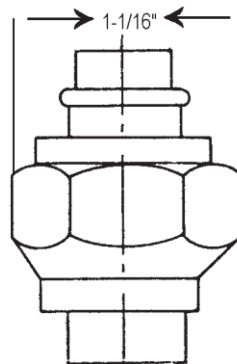
### FEMALE O-RING (o-ring located on outside)



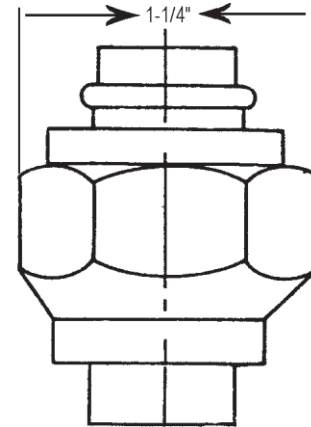
No. 6  
5/8" - 18 Thread



No. 8  
3/4" - 16 Thread



No. 10  
7/8" - 14 Thread



No. 12  
1 - 1/16" - 14 Thread