

Chevrolet Discharge Hose: 4812852

gpd

- 2015–2018 Chevrolet Denali/Suburban/ Tahoe/Yukon
- 2014–2016 Chevrolet Silverado
- 2015–2016 Cadillac Escalade

The Chevrolet and Cadillac applications listed above feature a 7SAS17C control valve style compressor vs. earlier 2000–2014 models that featured a 10S20F style compressor. Refer to gpd Tech Tip #9, “Electronically Controlled Variable Drive Compressors” for more information on control valve compressors and how diagnosis varies from other compressor styles.




4812852

THE PROBLEM

The discharge hose in the 2014–2018 Chevrolet/Cadillac applications listed above has been identified as a high replacement component. These OE discharge hose has been known to crack and leak due to vibration at the bend of the hose. The OE repair is to replace the discharge line with a modified line, Delco #15-34651, and an additional bracket, GM #23264893, between the new discharge line and the suction line.

OE Solution


Delco replacement hose



GM bracket

gpd Solution

gpd replacement hose (4812852)



gpd SOLUTION

gpd offers a direct fit replacement discharge hose, 4812852, made of steel. Compared to the original aluminum design, gpd’s steel design is more durable and does not require modification or additional bracket.

Guidelines for installation of gpd discharge hose 4812852 on following page

Manufacturer names, logos and part numbers are for reference only. All prices, taxes and availability are subject to change without notice. This document and any files transmitted with it are confidential and intended solely for the use of the individual or entity to which they are addressed. If you have received this document in error, please delete it immediately. Note that any views or opinions presented in this document are solely those of the author. Any unauthorized review, use, disclosure, or distribution is prohibited. Global Parts Distributors, LLC (gpd) accepts no liability for any damage caused by any virus or other means transmitted by this document. © Global Parts Distributors, LLC (gpd)

Chevrolet Discharge Hose: 4812852

gpd.

Global Parts Distributors, LLC




TECH TIP

#64

gpdtechtips.com

INSTALLING DISCHARGE HOSE 4812852

1. Ensure the system is clean and free of debris. Ensure that the new sealing washers are used on the suction line before fitting the discharge line with new sealing washes on top. These can be found in gpd rapid seal kit 1321337.
2. Place gpd discharge hose 4812852 on top of the suction hose. As these are held down with only one bolt, ensure they interlink correctly and tighten bolt using manufacturer's specifications.
3. gpd has retained the muffler to keep the system quiet. Use either the old transducer from the old discharge line or if damaged, use gpd transducer 1711513 on the new discharge line.



4. Remove the cap on the port located on the muffler. Screw on the transducer and connect the electrical plug.

Manufacturer names, logos and part numbers are for reference only. All prices, taxes and availability are subject to change without notice. This document and any files transmitted with it are confidential and intended solely for the use of the individual or entity to which they are addressed. If you have received this document in error, please delete it immediately. Note that any views or opinions presented in this document are solely those of the author. Any unauthorized review, use, disclosure, or distribution is prohibited. Global Parts Distributors, LLC (gpd) accepts no liability for any damage caused by any virus or other means transmitted by this document. © Global Parts Distributors, LLC (gpd)