

# 1998–2006 Ford Expedition/Lincoln Navigator Condenser 4879C


gpd

Global Parts Distributors, LLC


TECH TIP

Generally, the early 1998–2006 Ford Expedition/ Lincoln Navigator 5.4 V8 and 4.6 V8 models leave the factory with a piccolo style condenser. On account of manufacturer model updates and/or repairs of these early models, 1998–2006 Expedition/Navigator models on the road today may feature a piccolo or parallel flow style condenser. Today, most aftermarket suppliers offer the parallel flow style replacement condenser for these models as most late model vehicles are now equipped with the parallel flow design. By distributing refrigerant across a greater surface area, parallel flow condensers are much more efficient heat exchangers compared to the piccolo design. They also take less refrigerant to fill the system. Because of this, an original piccolo style replacement condenser may be hard to source.


Additionally, if replacing a piccolo style condenser with a parallel flow style replacement for the 1998–2006 Expedition/Navigator models referenced above, brackets will be needed to install as most aftermarket parallel flow replacement condensers do not feature the same bracket design as the original piccolo style.



4879C Original Piccolo Style  
with Built-In Brackets  
OE # F75Z-19712-CA  
Motorcraft #Y J-385



4879C Aftermarket Parallel Flow Style  
Requires Brackets for Installation



2 Upper Brackets Required for Installation  
OE # F75Z-19702-BA

+  
2 Lower Brackets Required for Installation  
OE # F65Z-19C566-AA

### Check the Charge Before You Install

Take caution when replacing the OE piccolo style condenser with an aftermarket parallel flow condenser. If refilled to the system's OE specifications, it will be overcharged and could lead to premature compressor failure. Seek professional assistance to charge the system carefully and temperature test to assure the correct amount of refrigerant is used. Systems with a parallel flow condenser can take up to 10 oz LESS than OE specifications for a piccolo style condenser.

See **gpd Tech Tip #169 "Check the Charge Before You Install"** for more information on temperature testing to verify refrigerant charge.

Manufacturer names, logos and part numbers are for reference only. All prices, taxes and availability are subject to change without notice. This document and any files transmitted with it are confidential and intended solely for the use of the individual or entity to which they are addressed. If you have received this document in error, please delete it immediately. Note that any views or opinions presented in this document are solely those of the author. Any unauthorized review, use, disclosure, or distribution is prohibited. Global Parts Distributors, LLC (gpd) accepts no liability for any damage caused by any virus or other means transmitted by this document. © Global Parts Distributors, LLC (gpd)

#214

gpdtechtips.com